


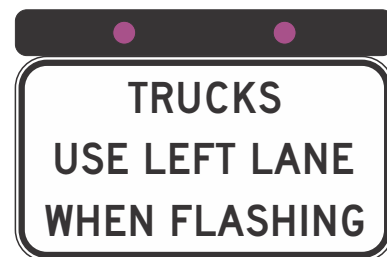
	a	b	c	d	e	f	g	r
A	2400	1300	20	40	160	200D	190	200
B	3600	2000	25	50	250	300D	300	300



**Note:** Twin magenta flashing lights shall be used in conjunction with this sign, as shown in the example.

#### Colour Legend

- Black (legend)
- Retroreflective white (background)



Example use



**Queensland  
Government**

## INSTRUCTION SIGN TRUCKS USE LEFT LANE WHEN FLASHING

Department of Transport and Main Roads  
Infrastructure Management & Delivery Division

APPROVED AS OFFICIAL TRAFFIC SIGN

*[Signature]*

A/Manager  
(Traffic Engineering Practice)

20/09/22  
Date

TC2364\_1

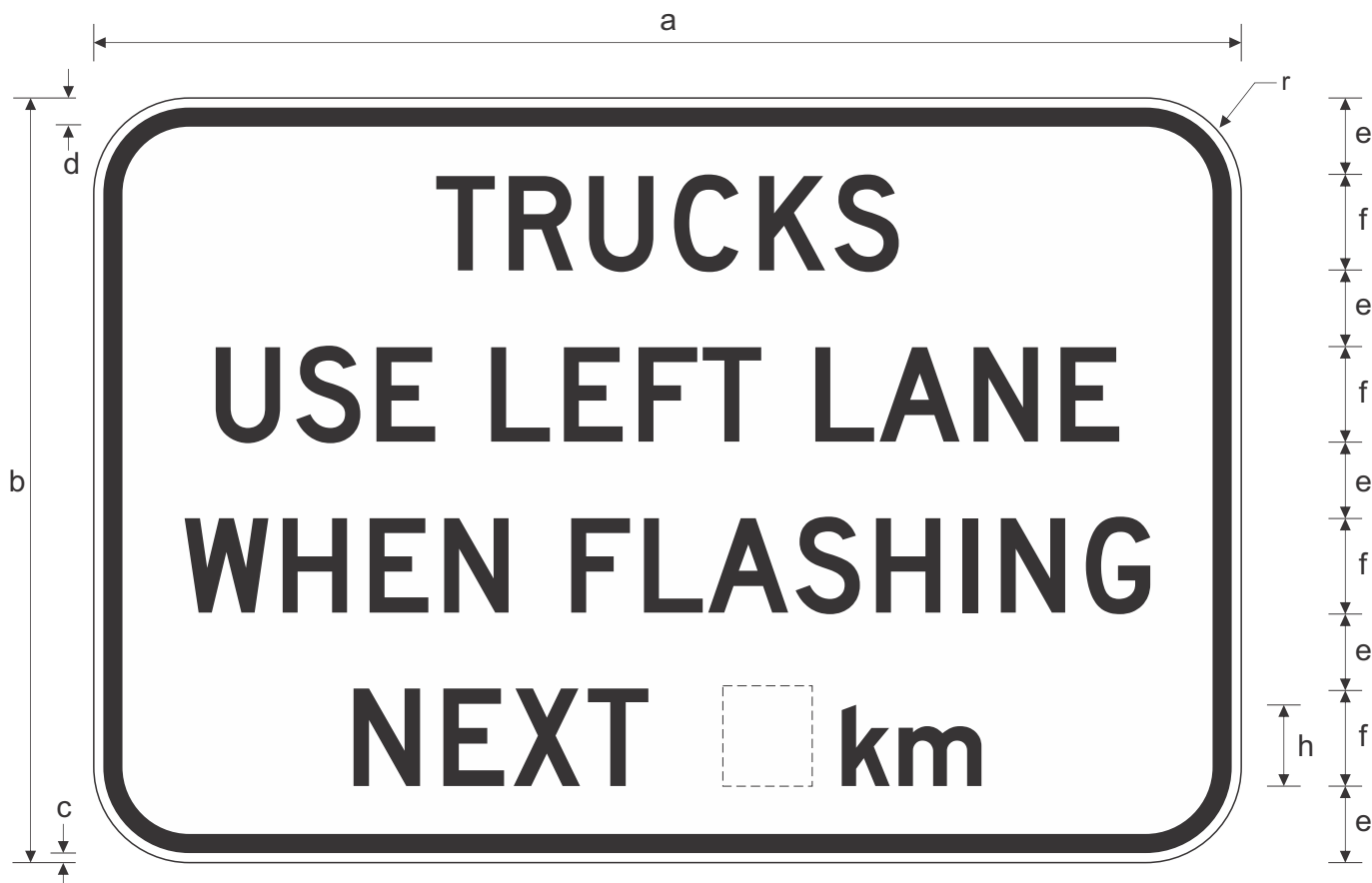
Page 1 of 8

Designed  
RH 09/22


Checked  
DJ 09/24

Scale  
Not to Scale

A B



	a	b	c	d	e	f	h	r
A	2400	1600	20	40	160	200D	170Em	200
B	3600	2400	25	50	240	300D	260Em	300

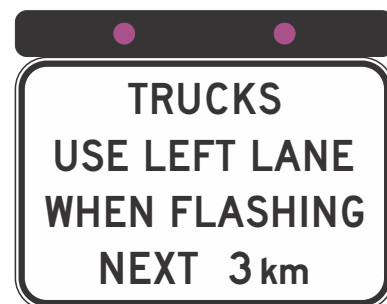


#### Notes:

1. Twin magenta flashing lights shall be used in conjunction with this sign, as shown in the example.
2. Insert appropriate distance in km.

#### Colour Legend

- Black (legend)
- Retroreflective white (background)



Example use



**Queensland**  
Government

## INSTRUCTION SIGN

### TRUCKS USE LEFT LANE WHEN FLASHING NEXT ...km

Department of Transport and Main Roads  
Infrastructure Management & Delivery Division

APPROVED AS OFFICIAL TRAFFIC SIGN

*[Signature]*

A/Manager  
(Traffic Engineering Practice)

20/09/22  
Date

TC2364\_2


Page 2 of 8

Designed  
RH 09/22


Checked  
DJ 09/24

Scale  
Not to Scale

A	B			
---	---	--	--	--



	a	b	c	d	e	f	h	r
A	2400	1600	20	40	160	200D	170Em	200
B	3600	2400	25	50	240	300D	260Em	300

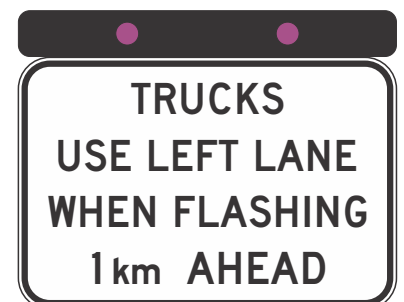


#### Notes:

1. Twin magenta flashing lights shall be used in conjunction with this sign, as shown in the example.
2. Insert appropriate distance in km.

#### Colour Legend

- Black (legend)
- Retroreflective white (background)



Example use



**Queensland**  
Government

Department of Transport and Main Roads  
Infrastructure Management & Delivery Division

Designed  
RH 09/22

Checked  
DJ 09/24

Scale  
Not to Scale

## INSTRUCTION SIGN TRUCKS USE LEFT LANE WHEN FLASHING ...km AHEAD

APPROVED AS OFFICIAL TRAFFIC SIGN

*Dubhs*

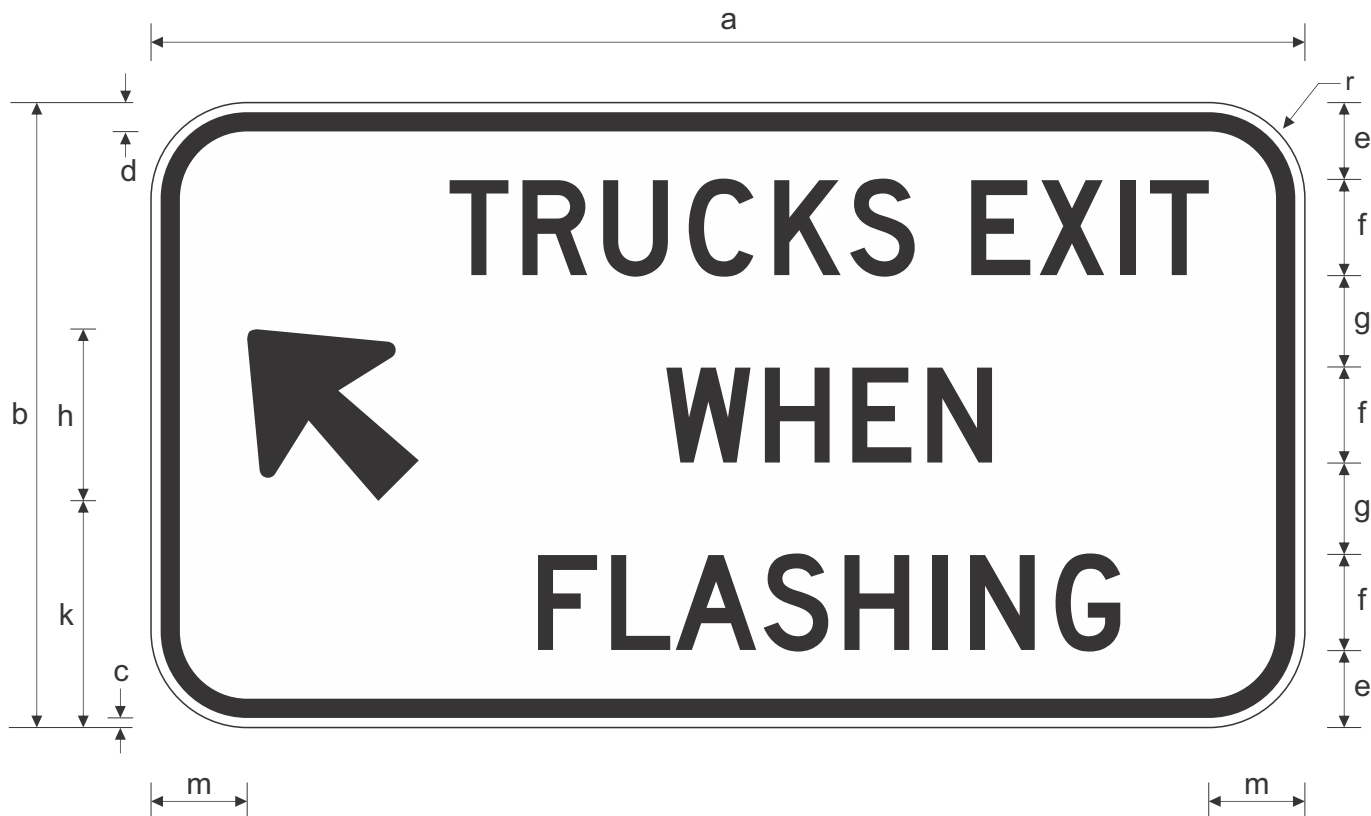
A/Manager  
(Traffic Engineering Practice)

20/09/22  
Date


TC2364\_3

Page 3 of 8

A B



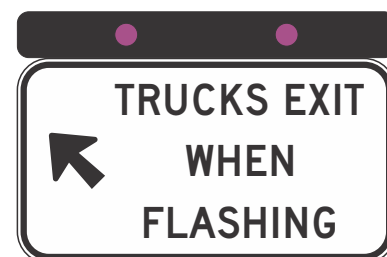
	a	b	c	d	e	f	g	h	k	m	r
A	2400	1300	20	40	160	200D	190	357	472	200	200
B	3600	2000	25	50	250	300D	300	535	708	300	300



**Note:** Twin magenta flashing lights shall be used in conjunction with this sign, as shown in the example.

#### Colour Legend

- Black (legend)
- Retroreflective white (background)



Example use



**Queensland**  
Government

## INSTRUCTION SIGN TRUCKS EXIT WHEN FLASHING

Department of Transport and Main Roads  
Infrastructure Management & Delivery Division

APPROVED AS OFFICIAL TRAFFIC SIGN

*Dubha*

A/Manager  
(Traffic Engineering Practice)

20/09/22  
Date

TC2364\_4

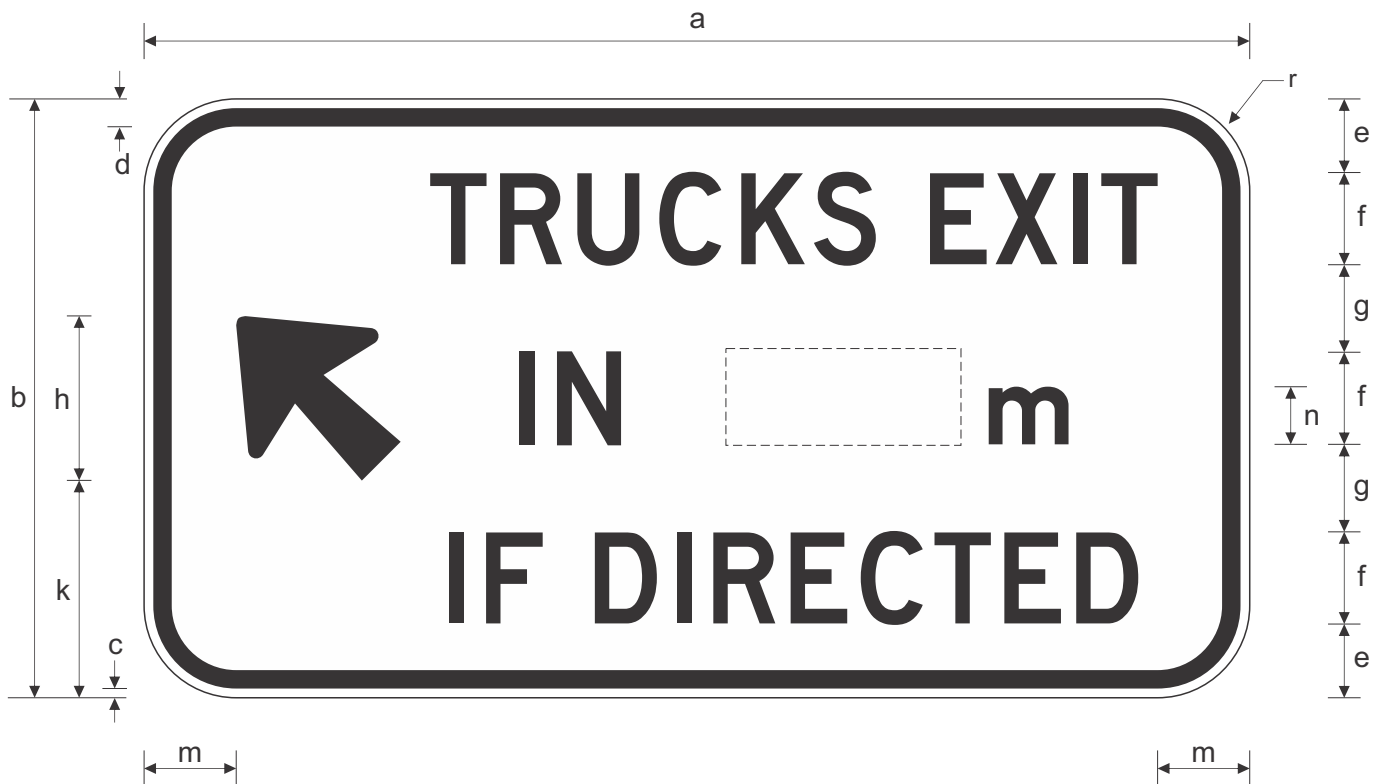
Page 4 of 8

Designed  
RH 09/22

Checked  
DJ 09/24

Scale  
Not to Scale

A B



	a	b	c	d	e	f	g	h	k	m	n	r
A	2400	1300	20	40	160	200D	190	357	472	200	125Em	200
B	3600	2000	25	50	250	300D	300	535	708	300	190Em	300

**Note:** Insert appropriate distance in metres.

#### Colour Legend



Black (legend)



Retroreflective white (background)



Example



**Queensland  
Government**

## INSTRUCTION SIGN

### TRUCKS EXIT IN ...m IF DIRECTED

Department of Transport and Main Roads  
Infrastructure Management & Delivery Division

APPROVED AS OFFICIAL TRAFFIC SIGN

*Dubha*

A/Manager  
(Traffic Engineering Practice)

20/09/22  
Date

TC2364\_5

Page 5 of 8

Designed  
RH 09/22

Checked  
DJ 09/24

Scale  
Not to Scale

A B



**Notes:**

1. This sign shall only be used at heavy vehicle inspection sites to instruct truck drivers to enter the site for inspection.
2. LEDs forming the "TRUCKS MUST EXIT" message should be designed according to standard display requirements of AS 4852.1 - refer Table 3.1 and Figure 3.1.
3. This sign shall be "blank" when trucks are not required to enter the inspection site or the inspection site is not operational.
4. \* Corners may be rounded or squared for ease of manufacture.

**Colour Legend**

- ☐ LED white
- ☒ Black (background)



**Queensland  
Government**

**LED REGULATORY SIGN**  
**"TRUCKS MUST EXIT"**

Department of Transport and Main Roads  
Infrastructure Management & Delivery Division

APPROVED AS OFFICIAL TRAFFIC SIGN

*Dubhs*

A/Manager  
(Traffic Engineering Practice)

20/09/22  
Date

**TC2364\_6**


Page 6 of 8

Designed  
RH 09/22


Checked  
DJ 09/24

Scale  
Not to Scale

A	B			
---	---	--	--	--



	a	b	c	d	e	f	g	h	k	m	n	r
A	2400	1300	20	40	160	200D	190	357	580	190	125Em	200
B	3600	2000	25	50	250	300D	300	535	890	290	190Em	300

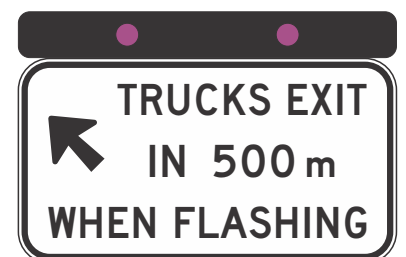


**Notes:**

1. Twin magenta flashing lights shall be used in conjunction with this sign, as shown in the example.
2. Insert appropriate distance in metres.

**Colour Legend**

- Black (legend)
- Retroreflective white (background)



Example use



**Queensland  
Government**

**INSTRUCTION SIGN**  
TRUCKS EXIT IN ...m  
WHEN FLASHING

Department of Transport and Main Roads  
Infrastructure Management & Delivery Division

APPROVED AS OFFICIAL TRAFFIC SIGN

*[Signature]*

A/Manager  
(Traffic Engineering Practice)

20/09/22  
Date

TC2364\_7

Page 7 of 8

Designed  
RH 09/24

Checked  
DJ 09/24

Scale  
Not to Scale

A	B			
---	---	--	--	--



	a	b	c	d	e	f	g	h	k	m	r
A	2400	1300	20	40	160	200D	190	357	472	190	200
B	3600	2000	25	50	250	300D	300	535	708	290	300

#### Colour Legend



Black (legend)



Retroreflective white (background)



**Queensland**  
Government

Department of Transport and Main Roads  
Infrastructure Management & Delivery Division

Designed  
RH 09/24

Checked  
DJ 09/24

Scale  
Not to Scale

## INSTRUCTION SIGN TRUCKS INSPECTION SITE - EXIT

APPROVED AS OFFICIAL TRAFFIC SIGN

*Dubha*

A/Manager  
(Traffic Engineering Practice)

20/09/22  
Date

TC2364\_8

Page 8 of 8

A B